TOTAL OFFENSE

Total Offense Records

Total Offense Plays

Career–1,150, Scott Milanovich, 1992-95
Season–588, John Kaleo, 1992
Sr.–588, John Kaleo, 1992
Jr.–418, Dan Henning, 1986
So.–522, Scott Milanovich, 1993
Fr.–258, Calvin McCall, 1999

Total Offense Yards

Career–7,111, Scott Milanovich, 1992-95
Season–3,472, John Kaleo, 1992
Sr.–3,472, John Kaleo, 1992
Jr.–2,681, Dan Henning, 1986
So.–3,437, Scott Milanovich, 1993
Fr.–1,520, Calvin McCall, 1999

Touchdowns Responsible For

Career–53, Scott Milanovich, 1992-95
Season–29, Scott Milanovich, 1993
Sr.–22, John Kaleo, 1992
Jr.–21, Alan Pastrana, 1966
So.–29, Scott Milanovich, 1993
Fr.–9, Rick Badanjek, 1982

Total Offense Plays – Career

1. Scott Milanovich, 1992-95 1,150
2. Boomer Esiason, 1981-83 1,006
3. Neil O'Donnell, 1987-89 854
4. Brian Cummings, 1994-97 849
5. LaMont Jordan, 1997-2000 818
6. Dick Shiner, 1961-63 790
7. Charlie Wysocki, 1978-81 769
8. Dan Henning, 1985-87 759
9. John Kaleo, 1991-92 655
10. Steve Atkins, 1975-78 625
11. Scott Zolak, 1988-90 588
12. Louis Carter, 1972-74 586
13. Al Neville, 1971-73 566
14. Rick Badanjek, 1982-85 521
    Mark Manges, 1974-77 521
16. Alan Pastrana, 1965-68 510
17. Calvin McCall, 1999-2000 509
18. Stan Gelbaugh, 1981-85 504
19. Mike Tice, 1977-80 503
20. Jack Scarbath, 1950-52 499

Total Offense Plays – Season

1. John Kaleo (Sr.), 1992 588
2. Scott Milanovich (So.), 1993 522
3. Scott Zolak (Sr.), 1990 482
4. Dan Henning (Jr.), 1986 418
5. Scott Milanovich (Jr.), 1994 383
6. Boomer Esiason (Jr.), 1982 369
7. Neil O'Donnell (Jr.), 1988 361
8. Neil O'Donnell (Sr.), 1989 357
9. Brian Cummings (Sr.), 1997 355
10. Jim Sandwisch (Sr.), 1991 354
11. Stan Gelbaugh (Sr.), 1985 349
12. Boomer Esiason (Sr.), 1983 341
13. Dan Henning (Sr.), 1987 340
14. Charlie Wysocki (Jr.), 1980 334
15. Dick Shiner (Sr.), 1963 314
16. Boomer Esiason (So.), 1981 296
17. Dick Shiner (Jr.), 1962 292
18. Alan Pastrana (Jr.), 1966 287
19. Al Neville (So.), 1971 286
20. Steve Atkins (Sr.), 1978 283

Total Offense Yards – Career

1. Scott Milanovich, 1992-95 7,111
2. Boomer Esiason, 1981-83 6,081
3. Neil O'Donnell, 1987-89 5,060
4. Dan Henning, 1985-87 4,463
5. LaMont Jordan, 1997-2000 4,284
6. Brian Cummings, 1994-97 3,889
7. John Kaleo, 1991-92 3,686
8. Dick Shiner, 1961-63 3,634
9. Stan Gelbaugh, 1981-85 3,569
10. Charlie Wysocki, 1978-81 3,317
11. Bob Avellini, 1972-74 3,285
12. Calvin McCall, 1999-2000 3,111



John Kaleo holds the record for total plays and total yards in a season, set in 1992.

13. Steve Atkins, 1975-78 2,971
14. Mark Manges, 1974-77 2,962
15. Jack Scarbath, 1950-52 2,938
16. Scott Zolak, 1988-90 2,875
17. Al Neville, 1971-73 2,734
18. Larry Dick, 1973-77 2,498
19. Louis Carter, 1972-74 2,476
20. Rick Badanjek, 1982-85 2,417

Total Offense Yards – Season

1. John Kaleo (Sr.), 1992 3,472
2. Scott Milanovich (So.), 1993 3,437
3. Dan Henning (Jr.), 1986 2,681
4. Scott Zolak (Sr.), 1990 2,392
5. Stan Gelbaugh (Sr.), 1985 2,385
6. Scott Milanovich (Jr.), 1994 2,332
7. Boomer Esiason (Sr.), 1983 2,290
8. Boomer Esiason (Jr.), 1982 2,231
9. Neil O'Donnell (Jr.), 1988 2,139
10. Neil O'Donnell (Sr.), 1989 2,059
11. Dan Henning (Sr.), 1987 1,782
12. LaMont Jordan (Jr.), 1999 1,692
13. Bob Avellini (Sr.), 1974 1,689
14. Brian Cummings (Sr.), 1997 1,621
15. Mark Manges (Jr.), 1976 1,593
16. Calvin McCall (So.), 2000 1,591
17. Boomer Esiason (So.), 1981 1,560
18. Calvin McCall (Fr.), 1999 1,520
19. Dick Shiner (Jr.), 1962 1,426
20. Tim O'Hara (Sr.), 1978 1,421

Touchdowns Responsible For – Career

1. Scott Milanovich, 1992-95 53
2. Rick Badanjek, 1982-85 44
   Boomer Esiason, 1981-83 44
4. LaMont Jordan, 1997-2000 38
5. Jack Scarbath, 1950-52 35
6. Dick Shiner, 1961-63 32
7. Steve Atkins, 1975-78 31
8. Brian Cummings, 1994-97 30
   Louis Carter, 1972-74 30
10. Neil O'Donnell, 1987-89 29
11. Stan Gelbaugh, 1981-85 28
    Alan Pastrana, 1965-68 28
13. Charlie Wysocki, 1978-81 26
14. Dan Henning, 1985-87 25
15. John Kaleo, 1991-92 24
16. Al Neville, 1971-73 23
17. Ed Modzelewski, 1949-51 21
18. Buddy Rodgers, 1994-97 20
    Mark Manges, 1974-77 20
    Ed Vereb, 1953-55 20
    Bob Shemonski, 1949-51 20

Touchdowns Responsible For – Season

1. Scott Milanovich (So.), 1993 29
2. John Kaleo (Sr.), 1992 22
3. Alan Pastrana (Jr.), 1966 21
4. Scott Milanovich (Jr.), 1994 20
5. Louis Carter (Jr.), 1973 19
6. Boomer Esiason (Jr.), 1982 18
7. LaMont Jordan (Jr.), 1999 17
   Boomer Esiason (Sr.), 1983 17
9. Dan Henning (Jr.), 1986 16
   Stan Gelbaugh (Sr.), 1985 16
   Ed Vereb (Sr.), 1955 16
   Bob Shemonski, (Jr.), 1950 16
13. Neil O'Donnell (Jr.), 1988 15
    Rick Badanjek (Jr.), 1984 15
    Jack Scarbath (Jr.), 1951 15
16. Mark Manges (Jr.), 1976 14
    Al Neville (So.), 1971 14
    Dick Shiner (Sr.), 1963 14
19. Jack Scarbath (Sr.), 1952 13
    Stan Lavine (Sr.), 1949 13
    Lu Gambino (Sr.), 1947 13

RECEIVING

Receiving Records

Pass Receptions

Career–193, Jermaine Lewis, 1992-95
Season–77, Geroy Simon, 1994
Sr.–75, Marcus Badgett, 1992
Jr.–69, Russ Weaver, 1993
So.–77, Geroy Simon, 1994
Fr.–58, Frank Wycheck, 1990
Game–16, Geroy Simon vs. Florida St., 1995

Receiving Yardage

Career–2,932, Jermaine Lewis, 1992-95
Season–1,240, Marcus Badgett, 1992
Sr.–1,240, Marcus Badgett, 1992
Jr.–692, Jermaine Lewis, 1994
So.–957, Jermaine Lewis, 1993
Fr.–509, Frank Wycheck, 1990
Game–251, Marcus Badgett vs. Pittsburgh, 1992

Receiving Yards Per Catch

Career (min. 35 rec.)–19.15, Billy Van Heusen, 1965-67
Season (min. 20 rec.)–21.44, Billy Van Heusen, 1966
Sr.–18.53, Lloyd Colteryahn, 1952
Jr.–21.44, Billy Van Heusen, 1966
So.–19.17, Azizuddin Abdur-Ra'oof, 1985
Fr.–17.52, Azizuddin Abdur-Ra'oof, 1984

Receiving Touchdowns

Career–21, Jermaine Lewis, 1992-95
Season–9, Jermaine Lewis, 1994; Marcus Badgett, 1992
Sr.–9, Marcus Badgett, 1992
Jr.–9, Jermaine Lewis, 1994
So.–8, Dan Bungori, 1971
Fr.–5, Sean Sullivan, 1983
Game–3, Jermaine Lewis vs. W. Virginia, 1993; James Milling vs. No. Carolina, 1986; Guilian Gary vs. Georgia Tech, 2000

200-Yard Receiving Games

Career–2, Jermaine Lewis, 1992-95; Marcus Badgett, 1990-92
Season–2, Marcus Badgett, 1992
Consecutive–2, Marcus Badgett, 1992

100-Yard Receiving Games

Career–15, Jermaine Lewis, 1992-95
Season–5, Marcus Badgett, 1992
Consecutive–4, Jermaine Lewis, 1994

Longest Touchdown Reception

92, Ed Bolton from Stan Lavine vs. So. Carolina, 1949

Longest Non-Scoring Pass

76, Jermaine Lewis from Scott Milanovich vs. West Virginia, 1993

Pass Receptions – Career

1.	Jermaine Lewis, 1992-95	193
2.	Geroy Simon, 1993-96	185
3.	Frank Wycheck, 1990-92	134
4.	Russ Weaver, 1992-94	120
5.	Azizuddin Abdur-Ra'oof, 1984-87	108
6.	Barry Johnson, 1987-90	106
7.	Ferrell Edmunds, 1984-87	101
8.	Marcus Badgett, 1989-92	100
	Frank Russell, 1972-74	100
10.	Greg Hill, 1982-84	97
11.	Mancel Johnson, 1993-96	94
12.	Bren Lowery, 1986-89	89
13.	Vernon Joines, 1985-88	83
	John Tice, 1979-82	83
15.	Russell Davis, 1979-83	82
16.	James Milling, 1984-87	80
17.	Richie Harris, 1988-92	78
18.	Dean Richards, 1975-78	77
19.	Gary Collins, 1959-61	74
20.	Rick Badanjek, 1982-85	69
	Tom Brown, 1960-62	69

Pass Receptions – Season

1.	Geroy Simon (So.), 1994	77
2.	Marcus Badgett (Sr.), 1992	75
3.	Russ Weaver (Jr.), 1993	69
4.	Jermaine Lewis (Sr.), 1995	66
5.	Frank Wycheck (Fr.), 1990	58
6.	Richie Harris (Sr.), 1992	56
7.	Geroy Simon (Jr.), 1995	54
8.	Jermaine Lewis (So.), 1993	52
	Dan Prunzik (Sr.), 1992	52
10.	Allen Williams (Sr.), 1994	51
	Greg Hill (Sr.), 1984	51
12.	Russ Weaver (Sr.), 1994	47
	Tom Brown (Sr.), 1962	47
14.	Jermaine Lewis (Jr.), 1994	45
	Frank Wycheck (So.), 1991	45
16.	Bren Lowery (So.), 1987	44
17.	Barry Johnson (Jr.), 1989	43
	Darryl Hill (Jr.), 1963	43
19.	Andrew Carter (Fr.), 1993	41
20.	Guilian Gary (Jr.), 2000	40



Jermaine Lewis ranks No. 1 in career receptions and career receiving yards.

Pass Receptions – Game

1.	Geroy Simon vs. Florida St., 1995	16
2.	Russ Weaver vs. Wake Forest, 1993	14
	Frank Wycheck vs. Va. Tech, 1990	14
4.	Jermaine Lewis vs. Ga. Tech, 1995	13
5.	Frank Wycheck vs. NC State, 1990	12
6.	Jermaine Lewis vs. NC State, 1995	11
	Allen Williams vs. Syracuse, 1994	11
	Geroy Simon vs. W. Virginia, 1994	11
	Marcus Badgett vs. Wake Forest, 1992	11
	Marcus Badgett vs. Pittsburgh, 1992	11
	John Tice vs. Clemson, 1982	11

Receiving Yardage – Career

1.	Jermaine Lewis, 1992-95	2,932
2.	Geroy Simon, 1993-96	2,059
3.	Azizuddin Abdur-Ra'oof, 1984-87	1,895
4.	Marcus Badgett, 1989-92	1,748
5.	Barry Johnson, 1987-90	1,721
	Greg Hill, 1982-84	1,721
7.	Ferrell Edmunds, 1984-87	1,641
8.	James Milling, 1984-87	1,446
9.	Russell Davis, 1981-83	1,408
10.	Frank Russell, 1972-74	1,344
11.	Vernon Joines, 1985-88	1,253
12.	Mancel Johnson, 1993-96	1,240
13.	Dean Richards, 1975-78	1,194
14.	Frank Wycheck, 1990-92	1,183
15.	Gary Collins, 1959-61	1,182
16.	Russ Weaver, 1992-94	1,096
17.	Vince Kinney, 1974-77	1,044
18.	Dan Bungori, 1971-73	970
19.	John Tice, 1979-82	949
20.	Dan Prunzik, 1989-92	942

Receiving Yardage – Season

1.	Marcus Badgett (Sr.), 1992	1,240
2.	Jermaine Lewis (So.), 1993	957
3.	Jermaine Lewis (Sr.), 1995	937
4.	Geroy Simon (So.), 1994	891
5.	Greg Hill (Sr.), 1984	820
6.	Jermaine Lewis (Jr.), 1994	692
7.	Barry Johnson (Jr.), 1989	689
8.	Dan Prunzik (Sr.), 1992	680
9.	Azizuddin Abdur-Ra'oof (So.), 1985	671
10.	James Milling (Jr.), 1986	650



Geroy Simon ranks No. 2 in career receptions and career receiving yards.

11. Barry Johnson (Sr.), 1990 629
12. Azizuddin Abdur-Ra'oof (Sr.), 1987 617
13. Russ Weaver (Jr.), 1993 606
14. Ferrell Edmunds (Sr.), 1987 603
15. Lloyd Colteryahn (Sr.), 1952 593
16. Jason Kremus (Sr.), 1993 576
17. Dean Richards (Sr.), 1978 575
18. Greg Hill (Jr.), 1983 570
19. Guilian Gary (Jr.), 2000 568
20. Tom Brown (Sr.), 1962 557

Receiving Yardage – Game

1. Marcus Badgett vs. Pittsburgh, 1992 251
2. Jermaine Lewis vs. No. Carolina, 1993 250
3. James Milling vs. No. Carolina, 1986 220
4. Marcus Badgett vs. Duke, 1992 218
5. Jermaine Lewis vs. Duke, 1995 205
6. Jermaine Lewis vs. Ga. Tech, 1995 189
7. Russell Davis vs. Penn State, 1982 188
8. Marcus Badgett vs. Wake Forest, 1992 187
9. Marcus Badgett vs. Clemson, 1992 184
10. Greg Hill vs. Miami, 1984 182

Yards Per Catch – Career

Minimum 35 Receptions

1. Billy Van Heusen, 1965-67 ..... 19.15
2. Lloyd Colteryahn, 1950-52 ..... 18.56
3. James Milling, 1984-87 ..... 18.08
4. Pete Augsberger, 1948-50 ..... 17.76
5. Greg Hill, 1982-84 ..... 17.74
6. Azizuddin Abdur-Ra'oof, 1984-87 ..... 17.55
7. Marcus Badgett, 1989-92 ..... 17.48
8. Russell Davis, 1981-83 ..... 17.17
9. Bobby Collins, 1964-66 ..... 17.11
10. Jason Kremus, 1990-93 ..... 17.00
11. Chuck White, 1975-77 ..... 16.88
12. Eric Holder, 1982-85 ..... 16.78
13. Jermaine Arrington, 1998-99 ..... 16.70
14. Ferrell Edmunds, 1984-87 ..... 16.25
15. Barry Johnson, 1987-90 ..... 16.24
16. Gary Collins, 1959-61 ..... 15.97
17. Walter White, 1973-74 ..... 15.96
18. Dan Bungori, 1971-73 ..... 15.90
19. Vince Kinney, 1974-77 ..... 15.82
20. Stanley Karnash, 1948-50 ..... 15.81

Marcus Badgett holds the single-game record for receiving yards with 251, set against Pittsburgh in 1992.



Billy Van Heusen holds records for yards per catch in a career and season.

Yards Per Catch – Season

Minimum 20 Receptions

1. Billy Van Heusen (Jr.), 1966 ..... 21.44
2. Greg Hill (Jr.), 1983 ..... 21.11
3. James Milling (Jr.), 1986 ..... 19.70
4. Azizuddin Abdur-Ra'oof (So.), 1985 ..... 19.17
5. Russell Davis (So.), 1981 ..... 19.15
6. Lloyd Colteryahn (Sr.), 1952 ..... 18.53
7. Barry Johnson (Sr.), 1990 ..... 18.50
8. Bobby Collins (Jr.), 1965 ..... 18.48
9. Jermaine Lewis (So.), 1993 ..... 18.40
10. James Milling (Sr.), 1987 ..... 18.14
11. Azizuddin Abdur-Ra'oof (Fr.), 1984 ..... 17.52
12. Ferrell Edmunds (Jr.), 1986 ..... 17.50
13. Chuck White (Jr.), 1976 ..... 17.48
14. Ferrell Edmunds (Sr.), 1987 ..... 17.23
15. Rick Carlson (Sr.), 1968 ..... 17.10
16. Pete Augsberger (Sr.), 1950 ..... 16.88
17. Marcus Badgett (Sr.), 1992 ..... 16.53
18. Russell Davis (Jr.), 1982 ..... 16.48
19. Dean Richards (Sr.), 1978 ..... 16.43
20. Walter White (Sr.), 1974 ..... 16.30

Receiving Touchdowns – Career

1. Jermaine Lewis, 1992-95 21
2. Greg Hill, 1982-84 18
3. Gary Collins, 1959-61 12
4. Marcus Badgett, 1989-92 11
   Barry Johnson, 1987-90 11
6. Mancel Jonnson, 1993-96 10
   Geroy Simon, 1993-96 10
   Azizuddin Abdur-Ra'oof, 1984-87 10
   Ferrell Edmunds, 1984-87 10
   Dan Bungori, 1971-73 10
11. Vernon Joines, 1985-88 9
    Mike Lewis, 1979-82 9
13. Russell Davis, 1981-83 8
    Chuck White, 1973-77 8
    Walter White, 1973-74 8
    Lou Weidensaul, 1950-52 8

Jermaine Lewis

Geroy Simon

Frank Wycheck

Russ Weaver



Aziz Abdur-Ra'oof



Barry Johnson



Ferrell Edmunds



Marcus Badgett

Greg Hill ranks second in career receiving touchdowns with 18 and had seven TDs in a season on two occasions.

17. Guilian Gary, 1998-present 7
    Jason Kremus, 1990-93 7
    James Milling, 1984-87 7
    Sean Sullivan, 1983-86 7
    John Tice, 1979-82 7
    Billy Van Heusen, 1964-66 7
    Darryl Hill, 1963-64 7
    Tom Brown, 1960-62 7
    Howie Dare, 1954-57 7

Receiving Touchdowns – Season

1. Jermaine Lewis (Jr.), 1994 9
   Marcus Badgett (Sr.), 1992 9
3. Dan Bungori (So.), 1971 8
4. Guilian Gary (Jr.), 2000 7
   Jermaine Lewis (So.), 1993 7
   Greg Hill (Jr.), 1983 7
   Greg Hill (So.), 1982 7
   Billy Van Heusen (Jr.), 1966 7
   Darryl Hill (Jr.), 1963 7
10. Barry Johnson (Jr.), 1989 6
    James Milling (Jr.), 1986 6
    Don Ratliff (Sr.), 1972 6
13. Geroy Simon (So.), 1994 5
    Jason Kremus (Sr.), 1993 5
    Vernon Joines (Jr.), 1987 5
    Sean Sullivan (Fr.), 1983 5
    Russell Davis (Jr.), 1982 5
    Kim Hoover (Sr.), 1975 5
    Walter White (Jr.), 1973 5
20. 17 players 4
    (last time: Omar Cheeseboro, 1997)

Receiving Touchdowns – Game

1. Guilian Gary vs. Georgia Tech, 2000 3
   Jermaine Lewis vs. W. Virginia, 1993 3
   James Milling vs. No. Carolina, 1986 3
3. 25 players 2
   (last time: Guilian Gary vs. Middle Tennessee, 2000)

200-Yard Receiving Games – Career

1. Jermaine Lewis, 1992-95 2
   Marcus Badgett, 1989-92 2
3. James Milling, 1984-87 1

200-Yard Receiving Games – Season

1. Marcus Badgett (Sr.), 1992 2

Consecutive 200-Yard Receiving Games

1. Marcus Badgett (Sr.), 1992 2

100-Yard Receiving Games – Career

1. Jermaine Lewis, 1992-95 15
2. Marcus Badgett, 1989-92 5
3. Greg Hill, 1982-84 4

100-Yard Receiving Games – Season

1. Marcus Badgett (Sr.), 1992 5
2. Jermaine Lewis (Sr.), 1995 4
   Jermaine Lewis (Jr.), 1994 4
   Jermaine Lewis (So.), 1993 4

Consecutive 100-Yard Receiving Games

1. Jermaine Lewis (Jr.), 1994 4
2. Jermaine Lewis (Sr.), 1995 2
   Jermaine Lewis (Sr.), 1995 2
   Jermaine Lewis (So.), 1993 2
   Marcus Badgett (Sr.), 1992 2



Jermaine Lewis holds records for receiving TDs in a game and season, career 200-yard receiving games and consecutive 100-yard receiving games.

Annual Leaders

Year	Player	Rec.-Yds	TD
1947	Elmer Wingate	12-145	3
1948	Elmer Wingate	9-32	3
1949	Stan Karnash	16-245	2
1950	Pete Augsberger	25-422	2
1951	Lou Weidensaul	18-249	4
1952	Lloyd Colteryahn	32-593	4
1953	Chet Hanulak	10-152	0
1954	Bill Walker	13-209	1
1955	Jack Healy	10-182	2
	Howie Dare	10-74	3
1956	Bill Turner	7-74	0
1957	Ed Cooke	14-137	0
1958	Ben Scotti	18-282	1
	Ron Shaffer	18-141	1
1959	Gary Collins	14-350	4
1960	Gary Collins	30-404	4
1961	Gary Collins	30-428	4
1962	Tom Brown	47-557	4
1963	Darryl Hill	43-516	7
1964	Dick Absher	22-268	1
1965	Dick Absher	33-382	1
1966	Billy Van Heusen	25-536	7
1967	Rick Carlson	24-309	2
1968	Bernard Demczuk	23-215	0
1969	Roland Merritt	19-499	2
1970	Don Ratliff	26-242	0
1971	Dan Bungori	32-490	8
	Dennis O'Hara	32-423	2
1972	Don Ratliff	36-515	6
1973	Frank Russell	39-468	3
1974	Frank Russell	31-404	0
1975	Kim Hoover	38-532	5
1976	Charlie White	23-402	4
1977	Eugene Kinney	32-505	0
1978	Dean Richards	35-575	1
1979	Jan Carinci	30-275	1
1980	Chris Havener	29-436	3
1981	John Tice	31-353	4
1982	John Tice	34-396	1
1983	Russell Davis	29-465	1
1984	Greg Hill	51-820	4
1985	Azizuddin Abdur-Ra'oof	35-671	4
1986	James Milling	33-650	6
1987	Bren Lowery	44-252	2
1988	Vernon Joines	29-433	2
1989	Barry Johnson	43-689	6
1990	Frank Wycheck	58-509	1
1991	Frank Wycheck	45-438	1
1992	Marcus Badgett	75-1,240	9
1993	Jermaine Lewis	52-957	7
1994	Geroy Simon	77-891	5
1995	Jermaine Lewis	66-937	3
1996	Geroy Simon	35-534	3
1997	Moises Cruz	29-337	1
1998	Jermaine Arrington	23-366	1
1999	Guilian Gary	24-257	0
2000	Guilian Gary	40-568	7

Frank Russell

Greg Hill

Mancel Johnson

Bren Lowery

Vernon Joines



John Tice

Russell Davis

James Milling

SCORING

Scoring Records

Most Points Scored

Career–308, Jess Atkinson, 1981-84
Season–102, LaMont Jordan, 1999; Rick Badanjek, 1984
Sr.–96, Ed Vereb, 1955; Lu Gambino, 1947
Jr.–102, LaMont Jordan, 1999; Rick Badanjek, 1984
So.–87, Jess Atkinson, 1982
Fr.–60, Jess Atkinson, 1981

Most Touchdowns

Career–46, Rick Badanjek, 1982-85
Season–17, LaMont Jordan, 1999
Sr.–16, Ed Vereb, 1955; Lu Gambino, 1947
Jr.–17, LaMont Jordan, 1999
So.–9, Rick Badanjek, 1983
Fr.–9, Rick Badanjek, 1982

Most Two-Point Conversions

Career–5, Rick Badanjek, 1982-85
Season–3, Rick Badanjek, 1984

Most Points Kicking

Career–308, Jess Atkinson, 1981-84
Season–88, Jess Atkinson, 1984
Sr.–88, Jess Atkinson, 1984
Jr.–80, Brian Kopka, 1999
So.–87, Jess Atkinson, 1982
Fr.–60, Jess Atkinson, 1981

Most PATs

Career–128, Jess Atkinson, 1981-84
Season–39, Jess Atkinson, 1982
Sr.–37, Jess Atkinson, 1984
Jr.–33, Steve Mike-Mayer, 1973
So.–39, Jess Atkinson, 1982
Fr.–24, Jess Atkinson, 1981
Consecutive (Career)–93, Jess Atkinson, 1981-84
Consecutive (Season)–39, Jess Atkinson, 1982

Best PAT Percentage

Career–1.000, Dan Plocki (92 of 92), 1985-88; Dan DeArmas (62 of 62), 1989-92
Season–1.000, Jess Atkinson (39 of 39), 1982; Dan Plocki (29 of 29), 1986; Jess Atkinson (28 of 28), 1983; Dan Plocki (27 of 27), 1988; Dan DeArmas (24 of 24), 1989; Dan DeArmas (23 of 23), 1990; Dan Plocki (20 of 20), 1985; John Hannigan (17 of 17), 1961; Dan Plocki (16 of 16), 1987; Dan DeArmas (15 of 15), 1991; Bernardo Bramson (15 of 15), 1965; Ramon Paredes (13 of 13), 1985
Sr.–1.000, Dan Plocki (27 of 27), 1988
Jr.–1.000, Jess Atkinson (28 of 28), 1983
So.–1.000, Jess Atkinson (39 of 39), 1982
Fr.–1.000, Dan Plocki (20 of 20), 1985

Most Field Goals Made

Career–60, Jess Atkinson, 1981-84
Season–17, Dan Plocki, 1988; Jess Atkinson, 1984; Dale Castro, 1979
Sr.–17, Dan Plocki, 1988; Jess Atkinson, 1984
Jr.–17, Dale Castro, 1979
So.–16, Jess Atkinson, 1982
Fr.–12, Jess Atkinson, 1981
Game–5, Dale Castro vs. Mississippi St., 1979
Consecutive–16, Dale Castro, 1979

Field Goals Attempted

Career–82, Jess Atkinson, 1981-84
Season–26, Ed Loncar, 1978
Sr.–26, Ed Loncar, 1978
Jr.–24, Steve Mike-Mayer, 1973
So.–22, Jess Atkinson, 1982; Steve Mike-Mayer, 1972
Fr.–21, Jess Atkinson, 1981
Game–5, Dan Plocki vs. W. Virginia, 1985; Dale Castro vs. Mississippi St., 1979

Field Goal Percentage

Career (min. 20 att.)–.778, Joe O'Donnell (28 of 36), 1994-96
Season (min. 12 att.)–.850, Jess Atkinson (17 of 20), 1984
Sr.–.850, Jess Atkinson (17 of 20), 1984
Jr.–.809, Dale Castro (17 of 21), 1979
So.–.786, Dan Plocki (11 of 14), 1986
Fr.–.846, Dan Plocki (11 of 13), 1985
Game–1.000, Dale Castro (5 of 5) vs. Miss. St., 1979

Longest Field Goal

54, Steve Mike-Mayer vs. Villanova, 1973

Points Scored – Career

1.	Jess Atkinson, 1981-84	308
2.	Rick Badanjek, 1982-85	286
3.	Dan Plocki, 1985-88	233
4.	LaMont Jordan, 1997-2000	222
5.	Brian Kopka, 1997-2000	218
6.	Steve Mike-Mayer, 1972-74	203
7.	Steve Atkins, 1975-78	192
8.	Louis Carter, 1972-74	162
9.	Jermaine Lewis, 1992-95	158
	Dan DeArmas, 1988-91	158
	Charlie Wysocki, 1978-81	158
12.	Joe O'Donnell, 1994-96	148
13.	Buddy Rodgers, 1994-97	136
14.	Ed Modzelewski, 1949-51	132
15.	Dale Castro, 1979-80	121
16.	Ed Vereb, 1953-55	120
17.	Ed Loncar, 1976-78	118
18.	Tommy Neal, 1983-86	116
19.	Mike Sochko, 1975-77	115
	Bob Shemonski, 1949-51	115

Points Scored – Season

1.	LaMont Jordan (Jr.), 1999	102
	Rick Badanjek (Jr.), 1984	102
3.	Bob Shemonski (Jr.), 1950	97
4.	Ed Vereb (Sr.), 1955	96
	Lu Gambino (Sr.), 1947	96
6.	Jess Atkinson (Sr.), 1984	88
7.	Jess Atkinson (So.), 1982	87
8.	Louis Carter (Jr.), 1973	84
9.	Brian Kopka (Jr.), 1999	80
10.	Steve Mike-Mayer (Sr.), 1974	79
11.	Dan Plocki (Sr.), 1988	78
12.	Jess Atkinson (Jr.), 1983	73
	Ed Loncar (Sr.), 1978	73
14.	Rick Badanjek (Sr.), 1985	72
15.	Dale Castro (Jr.), 1979	70
16.	Steve Mike-Mayer (Jr.), 1973	69
17.	Mike Sochko (So.), 1975	67
18.	LaMont Jordan (Sr.), 2000	66
	Charlie Wysocki (Jr.), 1980	66
	Steve Atkins (Sr.), 1978	66
	Ed Modzelewski (Sr.), 1951	66

Jess Atkinson is Maryland's all-time leading scorer with 308 points.

Touchdowns Scored – Career

1.	Rick Badanjek, 1982-85	46
2.	LaMont Jordan, 1997-2000	37
3.	Steve Atkins, 1975-78	32
4.	Louis Carter, 1972-74	27
5.	Jermaine Lewis, 1992-95	26
	Charlie Wysocki, 1978-81	26
7.	Buddy Rodgers, 1994-97	22
	Ed Modzelewski, 1949-51	22
9.	Ed Vereb, 1953-55	20
10.	Tommy Neal, 1983-86	19
	Bob Shemonski, 1949-51	19
12.	Greg Hill, 1981-84	18
13.	Alvin Blount, 1983-86	17
	Chet Hanulak, 1951-53	17
	Lu Gambino, 1946-47	17
16.	Alvin Maddox, 1975-78	16
17.	John Schultz, 1972-75	15
18.	Ricky Johnson, 1988-89	14
	Tim Wilson, 1972-76	14
	Ralph Felton, 1951-53	14

Rick Badanjek holds the record for most career touchdowns (46).

Touchdowns Scored – Season

1. LaMont Jordan (Jr.), 1999 17
2. Rick Badanjek (Jr.), 1984 16
   Ed Vereb (Sr.), 1955 16
   Bob Shemonski (Jr.), 1950 16
   Lu Gambino (Sr.), 1947 16
6. Louis Carter (Jr.), 1973 14
7. Rick Badanjek (Sr.), 1985 12
8. LaMont Jordan (Sr.), 2000 11
   Charlie Wysocki (Jr.), 1980 11
   Steve Atkins (Sr.), 1978 11
   Ed Modzelewski (Sr.), 1951 11
12. Jermaine Lewis (Jr.), 1994 9
   Marcus Badgett (Sr.), 1992 9
   Rick Badanjek (So.), 1983 9
   Rick Badanjek (Fr.), 1982 9
   Alvin Maddox (Sr.), 1978 9
   Steve Atkins (Jr.), 1977 9
   John Schultz (Jr.), 1974 9
   Bernie Faloney (Sr.), 1953 9
20. Ricky Johnson (Sr.), 1989 8
   Mike Beasley (So.), 1988 8
   Tommy Neal (Sr.), 1986 8
   Alvin Blount (So.), 1984 8
   Charlie Wysocki (So.), 1979 8

Most Points Kicking – Career

1. Jess Atkinson, 1981-84 308
2. Dan Plocki, 1985-88 233
3. Brian Kopka, 1997-2000 218
4. Steve Mike-Mayer, 1972-74 203
5. Dan DeArmas, 1988-91 158
6. Joe O'Donnell, 1994-96 148
7. Dale Castro, 1979-80 121
8. Ed Loncar, 1976-78 118
9. Mike Sochko, 1975-77 115
10. Bernando Bramson, 1964-66 110

Most Points Kicking – Season

1. Jess Atkinson (Sr.), 1984 88
2. Jess Atkinson (So.), 1982 87
3. Brian Kopka (Jr.), 1999 80
4. Steve Mike-Mayer (Sr.), 1974 79
5. Dan Plocki (Sr.), 1988 78
6. Jess Atkinson (Jr.), 1983 73
   Ed Loncar (Sr.), 1978 73
8. Dale Castro (Jr.), 1979 70
9. Steve Mike-Mayer (Jr.), 1973 69
10. Mike Sochko (So.), 1975 67

Most PATs – Career

1. Jess Atkinson, 1981-84 128
2. Brian Kopka, 1997-2000 92
   Dan Plocki, 1985-88 92
   Steve Mike-Mayer, 1972-74 92
5. Joe O'Donnell, 1994-96 64
6. Don Decker, 1951-53 63
   Bob Dean, 1948-50 63
8. Dan DeArmas, 1988-91 62
9. Mike Sochko, 1975-77 58
10. Bernardo Bramson, 1964-66 56

Most PATs – Season

1. Jess Atkinson (So.), 1982 39
2. Jess Atkinson (Sr.), 1984 37
   Don Decker (So.), 1951 37
4. Steve Mike-Mayer (Sr.), 1974 34
5. Joe O'Donnell (So.), 1994 33
   Steve Mike-Mayer (Jr.), 1973 33
7. Brian Kopka (Jr.), 1999 32
8. Mike Sochko (So.), 1975 31
9. Dan Plocki (So.), 1986 29
10. Jess Atkinson (Jr.), 1983 28
   Bob Dean (Jr.), 1949 28
12. Dan Plocki (Sr.), 1988 27
13. Brian Kopka (Sr.), 2000 26
   Don Decker (Jr.), 1952 26
15. Ed Loncar (Sr.), 1978 25
   Steve Mike-Mayer (So.), 1972 25
17. Dan DeArmas (So.), 1989 24
   Jess Atkinson (Fr.), 1981 24
   Kambiz Behbahani (Sr.), 1971 24
   Bernardo Bramson (Sr.), 1966 24
   Bob Dean (Sr.), 1950 24

Most Field Goals Made – Career

1. Jess Atkinson, 1981-84 60
2. Dan Plocki, 1985-88 47
3. Brian Kopka, 1997-2000 42
4. Steve Mike-Mayer, 1972-74 37
5. Dan DeArmas, 1988-91 32
6. Joe O'Donnell, 1994-96 28
7. Dale Castro, 1979-80 27
8. Ed Loncar, 1976-78 22
9. Mike Sochko, 1975-77 19
10. Bernardo Bramson, 1964-66 18

Steve Mike-Mayer ranks fourth all-time in kick-scoring and field goals made.

Jess Atkinson



Rick Badanjek

Dan Plocki

LaMont Jordan

Brian Kopka



Steve Mike-Mayer

Steve Atkins



Louis Carter

Most Field Goals Made – Season

1. Dan Plocki (Sr.), 1988 17
   Jess Atkinson (Sr.), 1984 17
   Dale Castro (Jr.), 1979 17
4. Brian Kopka (Jr.), 1999 16
   Jess Atkinson (So.), 1982 16
   Ed Loncar (Sr.), 1978 16
7. Jess Atkinson (Jr.), 1983 15
   Steve Mike-Mayer (Sr.), 1974 15
9. Dan DeArmas (Jr.), 1990 14
10. Brian Kopka (So.), 1998 12
    Jess Atkinson (Fr.), 1981 12
    Mike Sochko (So.), 1975 12
    Steve Mike-Mayer (Jr.), 1973 12

Most Field Goals Attempted – Career

1. Jess Atkinson, 1981-84 82
2. Steve Mike-Mayer, 1972-74 71
3. Dan Plocki, 1985-88 63
4. Brian Kopka, 1997-2000 61
5. Dan DeArmas, 1988-91 43
6. Dale Castro, 1979-80 39
   Bernardo Bramson, 1964-66 39
8. Joe O'Donnell, 1994-96 36
9. Ed Loncar, 1976-78 35
10. Mike Sochko, 1975-77 28

Most Field Goals Attempted – Season

1. Ed Loncar (Sr.), 1978 26
2. Steve Mike-Mayer (Sr.), 1974 25
3. Steve Mike-Mayer (Jr.), 1973 24
4. Dan Plocki (Sr.), 1988 22
   Jess Atkinson (So.), 1982 22
   Steve Mike-Mayer (So.), 1972 22
7. Brian Kopka (Jr.), 1999 21
   Jess Atkinson (Fr.), 1981 21
   Dale Castro (Jr.), 1979 21
   Mike Sochko (So.), 1975 21

Brian Kopka ranks in the top 10 on all of Maryland's kicking and kick-scoring lists.



Dan Plocki ranks No. 2 in highest career and season field goal percentage.

Highest Field Goal Pct. – Career

Minimum 20 Attempts

1. Joe O'Donnell, 1994-96 ..... .778 (28 of 36)
2. Dan Plocki, 1985-88 ..... .746 (47 of 63)
3. Dan DeArmas, 1988-91 ..... .744 (32 of 43)
4. Jess Atkinson, 1981-84 ..... .732 (60 of 82)
5. Dale Castro, 1979-80 ..... .692 (27 of 39)
6. Brian Kopka, 1997-2000 ..... .689 (42 of 61)

Highest Field Goal Pct. – Season

Minimum 12 Attempts

1. Jess Atkinson (Sr.), 1984 ..... .850 (17 of 20)
2. Dan Plocki (Fr.), 1985) ..... .846 (11 of 13)
3. Dale Castro (Jr.), 1979 ..... .809 (17 of 21)
4. Jess Atkinson (Jr.), 1983 ..... .789 (15 of 19)
5. Dan Plocki (So.), 1986 ..... .786 (11 of 14)
6. Dan DeArmas (Jr.), 1990 ..... .778 (14 of 18)
7. Dan Plocki (Sr.), 1988 ..... .773 (17 of 22)
8. Brian Kopka (Jr.), 1999 ..... .762 (16 of 21)
9. Joe O'Donnell (Sr.), 1996 ..... .733 (11 of 15)
10. Jess Atkinson (So.), 1982 ..... .727 (16 of 22)

Annual Leaders

Year	Player	TD	XP	2XP	FG	Pts.
1947	Lu Gambino	16	0	0	0	96
1948	Harry Bonk	5	0	0	0	30
1949	Stan Lavine	7	0	0	0	42
1950	Bob Shemonski	16	1	0	0	97
1951	Jack Scarbath	7	0	0	0	42
1952	Chet Hanulak	6	0	0	0	36
1953	Bernie Faloney	9	0	0	0	54
1954	Dick Bielski	6	15	0	1	54
1955	Ed Vereb	16	0	0	0	96
1956	John Fritsch	3	1	0	0	19
1957	Howie Dare	4	0	0	0	24
1958	John Forbes	6	0	0	0	36
1959	Jim Joyce	8	0	0	0	48
1960	Gary Collins	4	0	1	0	26
1961	John Hannigan	0	17	0	5	56
1962	Tom Brown	6	0	0	0	38
1963	Darryl Hill	8	7	0	0	55
1964	Bernardo Bramson	0	17	0	9	44
1965	Bernardo Bramson	0	15	0	7	36
1966	Billy Van Heusen	7	0	0	0	42
1967	Rick Carlson	2	4	0	4	28
1968	Billy Lovett	8	0	1	0	50
1969	Paul Fitzpatrick	3	2	0	0	20
1970	Robert Tucker	3	0	0	0	18
	Art Seymore	3	0	0	0	18
1971	Kambiz Behbahni	0	24	0	10	54
1972	Steve Mike-Mayer	0	25	0	10	55
1973	Louis Carter	14	0	0	0	84
1974	Steve Mike-Mayer	0	34	0	15	79
1975	Mike Sochko	0	31	0	12	67
1976	Tim Wilson	7	0	0	0	42
1977	Steve Atkins	9	0	0	0	54
1978	Ed Loncar	0	25	0	16	73
1979	Dale Castro	0	19	0	17	70
1980	Charlie Wysocki	11	0	0	0	66
1981	Jess Atkinson	0	24	0	12	60
1982	Jess Atkinson	0	39	0	16	87
1983	Jess Atkinson	0	28	0	15	73
1984	Rick Badanjek	16	0	3	0	102
1985	Rick Badanjek	12	0	0	0	72
1986	Dan Plocki	0	29	0	11	62
1987	Bren Lowery	7	0	0	0	42
1988	Dan Plocki	0	27	0	17	78
1989	Dan DeArmas	0	24	0	11	57
1990	Dan DeArmas	0	23	0	14	65
1991	Dan DeArmas	0	15	0	7	36
1992	David DeArmas	0	28	0	10	58
1993	Jermaine Lewis	7	0	0	0	42
1994	Joe O'Donnell	0	33	0	9	60
1995	Buddy Rodgers	7	0	2	0	46
	Joe O'Donnell	0	16	0	10	46
1996	Joe O'Donnell	0	15	0	11	48
1997	Buddy Rodgers	5	0	0	0	30
	Brian Kopka	0	12	0	6	30
1998	Brian Kopka	0	22	0	12	58
1999	LaMont Jordan	17	0	0	0	102
2000	LaMont Jordan	11	0	0	0	66

Jermaine Lewis

Dan DeArmas

Charlie Wysocki

Joe O'Donnell

Buddy Rodgers

Ed Modzelewski



Dale Castro

Ed Vereb

PUNT RETURNS

Punt Return Records

Punt Returns

Career–82, Bob Smith, 1972-74
Season–40, Bob Smith, 1973
Sr.–35, Larry Marshall, 1971
Jr.–40, Bob Smith, 1973
So.–35, Guilian Gary, 1999
Fr.–16, Mike Lewis, 1979
Game–8, Larry Marshall vs. Villanova, 1971

Punt Return Yards

Career–899, Bob Smith, 1972-74
Season–420, Bob Smith, 1973
Sr.–375, Larry Marshall, 1971
Jr.–420, Bob Smith, 1973
So.–312, Guilian Gary, 1999
Fr.–136, Orlando Strozier, 1993
Game–146, Bob Shemonski vs. NC State, 1950

Yards Per Punt Return

Career (min. 20 returns)–15.23, Joe Petruzzo, 1950-51
Season (min. 12 returns)–21.23, Joe Petruzzo, 1950
Sr.–15.31, Ronnie Waller, 1954
Jr.–14.57, Bob Shemonski, 1950
So.–21.23, Joe Petruzzo, 1950
Fr.–10.46, Orlando Strozier, 1993

Punt Returns for Touchdown

Career–3, Bob Smith, 1972-74
Season–2, Bob Smith, 1973

Punt Returns – Career

1. Bob Smith, 1972-74 82
2. Larry Marshall, 1969-71 67
3. Guilian Gary, 1998-present 60
   Keeta Covington, 1983-86 60
5. Steve Trimble, 1976-80 56
6. Mike Lewis, 1979-82 53
7. Mike Hopson, 1989-91 51
8. Dean Richards, 1975-78 44
9. Lloyd Burruss, 1976-80 41
10. Kenny Roy, 1973-76 40
11. Bren Lowery, 1986-89 38
12. Jim Davidson, 1959-61 37
13. Bob Shemonski, 1949-51 36
14. Kenny Dutton, 1967-69 32
    Fred Cooper, 1964-66 32
16. Bobby Collins, 1964-66 31
17. Richie Harris, 1988-92 30
    Joe Petruzzo, 1950-51 30
19. Rick Badanjek, 1982-85 27
    Ronnie Waller, 1951-54 27

Punt Returns – Season

1. Bob Smith (Jr.), 1973 40
2. Guilian Gary (So.), 1999 35
   Larry Marshall (Sr.), 1971 35
4. Mike Hopson (So.), 1990 34
5. Dean Richards (Jr.), 1977 32
6. Richie Harris (Sr.), 1992 30
7. Larry Marshall (Jr.), 1970 28
   Bob Shemonski (Jr.), 1950 28
9. Keeta Covington (So.), 1984 26
10. Lloyd Burruss (Jr.), 1978 25
11. Mike Lewis (Jr.), 1981 24
12. Bob Smith (So.), 1972 23
13. Steve Trimble (Sr.), 1980 22
14. Bren Lowery (Sr.), 1989 21
    Kenny Roy (Jr.), 1975 21
16. Rick Badanjek (So.), 1983 20
17. Steve Trimble (Jr.), 1979 19
    Kenny Roy (Sr.), 1976 19
    Jim Brechbiel (Sr.), 1975 19
    Bob Smith (Sr.), 1974 19

Punt Return Yards – Career

1. Bob Smith, 1972-74 899
2. Larry Marshall, 1969-71 656
3. Keeta Covington, 1983-86 528
4. Bob Shemonski, 1949-51 496
5. Guilian Gary, 1998-present 476
6. Joe Petruzzo, 1950-51 457
7. Mike Hopson, 1989-91 356
8. Ronnie Waller, 1951-54 349
9. Bren Lowery, 1986-89 334
10. Steve Trimble, 1976-80 333
11. Ken Schroy, 1972-74 316
12. Jim Davidson, 1959-61 296
13. Jermaine Lewis, 1992-95 288
14. Tom Brown, 1960-62 287
15. Dean Richards, 1975-78 286
16. Kenny Roy, 1973-76 278
17. Bobby Collins, 1964-66 275
18. Rick Badanjek, 1982-85 271
19. Dick Nolan, 1951-53 266
20. Jim LaRue, 1947-49 262

Bob Smith holds records for most punt returns and yards in a career and season.

Punt Return Yards – Season

1. Bob Smith (Jr.), 1973 420
2. Bob Shemonski (Jr.), 1950 408
3. Larry Marshall (Sr.), 1971 375
4. Guilian Gary (So.), 1999 312
5. Bob Smith (So.), 1972 308
6. Joe Petruzzo (So.), 1950 276
7. Keeta Covington (So.), 1984 274
8. Mike Hopson (So.), 1990 240
9. Rick Badanjek (So.), 1983 223
10. Bren Lowery (Sr.), 1989 213
11. Jim Brechbiel (Sr.), 1975 206
    Ken Schroy (Sr.), 1974 206
13. Ronnie Waller (Sr.), 1954 199
14. Tom Brown (Jr.), 1961 194
15. Dean Richards (Jr.), 1977 192
    Larry Marshall (Jr.), 1970 192
17. Joe Petruzzo (Jr.), 1951 181
18. Bob Smith (Sr.), 1974 171
19. Lloyd Burruss (Jr.), 1978 169
    Jim Davidson (Jr.), 1960 169

Yards Per Punt Return – Career

Minimum 20 Returns

1. Joe Petruzzo, 1950-51 ..... 15.23
2. Bob Shemonski, 1949-51 ..... 13.78
3. Ronnie Waller, 1951-54 ..... 12.93
4. Ken Schroy, 1972-74 ..... 12.64
5. John Idzik, 1948-50 ..... 12.38
6. Jermaine Lewis, 1992-95 ..... 12.00
7. Bob Smith, 1972-74 ..... 10.96
8. Jim Brechbiel, 1972-75 ..... 10.24
9. Orlando Strozier, 1993-96 ..... 10.042
10. Rick Badanjek, 1982-85 ..... 10.037
11. Larry Marshall, 1969-71 ..... 9.79
12. Bobby Collins, 1964-66 ..... 8.87
13. Keeta Covington, 1983-86 ..... 8.80
14. Bren Lowery, 1986-89 ..... 8.79
15. Jim Davidson, 1959-61 ..... 8.00
16. Guilian Gary, 1998-present 7.93
17. Mike Hopson, 1989-91 ..... 6.98
18. Kenny Roy, 1973-76 ..... 6.95
19. Howie Dare, 1954-57 ..... 6.90
20. Darryl Hill, 1963-64 ..... 6.86

Yards Per Punt Return – Season

Minimum 12 Returns

1. Joe Petruzzo (So.), 1950 ..... 21.23
2. Ronnie Waller (Sr.), 1954 ..... 15.31
3. Bob Shemonski (Jr.), 1950 ..... 14.57
4. Bob Smith (So.), 1972 ..... 13.39
5. Jermaine Lewis (Sr.), 1995 ..... 12.67
6. Sam Johnson (Jr.), 1979 ..... 11.25
7. Rick Badanjek (So.), 1983 ..... 11.15
8. Jim Brechbiel (Sr.), 1975 ..... 10.84
9. Larry Marshall (Sr.), 1971 ..... 10.71
10. Joe Petruzzo (Jr.), 1951 ..... 10.65
11. Jim Davidson (Jr.), 1960 ..... 10.56
12. Keeta Covington (So.), 1984 ..... 10.54
13. Bob Smith (Jr.), 1973 ..... 10.50
    Geroy Simon (Sr.), 1996 ..... 10.50
15. Orlando Strozier (Fr.), 1993 ..... 10.46
16. Bren Lowery (Sr.), 1989 ..... 10.14
17. Fred Cooper (Jr.), 1965 ..... 9.25
18. Bob Smith (Sr.), 1974 ..... 9.00
19. Guilan Gary (So.), 1999 ..... 8.91
20. Bobby Collins (Sr.), 1966 ..... 8.89

Punt Ret. for Touchdown – Career

1. Bob Smith, 1972-74 3
2. Jermaine Lewis, 1992-95 2
   Ronnie Waller, 1951-54 2

Punt Ret. for Touchdown – Season

1. Bob Smith (Jr.), 1973 2
2. 14 players 1
   (last time: Jermaine Lewis, 66 vs. NC State, ... 1995)

Larry Marshall is second on the all-time lists for punt returns and punt return yards in a career.

Annual Leaders

Year	Player	No.-Yds	Avg.
1947	Vernon Siebert	8-101	12.62
1948	James LaRue	9-124	13.77
1949	James LaRue	8-138	17.25
1950	Joe Petruzzo	13-276	21.23
1951	Joe Petruzzo	17-181	10.65
1952	Bernie Faloney	8-109	13.62
1953	Chet Hanulak	10-163	16.30
1954	Ronnie Waller	13-199	15.31
1955	Ed Vereb	10-81	8.10
1956	Ted Kershner	9-41	4.55
1957	Howard Dare	10-49	4.90
1958	Bob Rusevlyan	3-25	8.33
1959	Dwayne Fletcher	7-77	11.00
1960	Jim Davidson	16-169	10.56
1961	Tom Brown	8-194	24.25
1962	Kenny Ambrusko	9-167	18.55
1963	Darryl Hill	16-115	7.18
1964	Darryl Hill	6-36	6.00
1965	Fred Cooper	16-148	9.25
1966	Bobby Collins	18-160	8.89
1967	Bob Haley	8-125	15.62
1968	Kenny Dutton	16-107	6.68
1969	Tony Greene	14-43	3.07
1970	Larry Marshall	28-192	6.85
1971	Larry Marshall	35-375	10.71
1972	Bob Smith	23-308	13.39
1973	Ken Schroy	10-108	10.80
1974	Ken Schroy	11-206	18.72
1975	Jim Brechbiel	19-206	10.84
1976	Dean Richards	11-94	8.54
1977	Dean Richards	32-192	6.00
1978	Lloyd Burruss	25-169	6.76
1979	Sam Johnson	12-135	11.25
1980	Steve Trimble	22-164	7.45
1981	Mike Lewis	24-151	6.29
1982	Mike Lewis	13-72	5.53
1983	Rick Badanjek	20-223	11.15
1984	Keeta Covington	26-274	10.54
1985	Keeta Covington	16-103	6.43
1986	Mike Anderson	8-124	15.50
1987	Mike Anderson	8-54	6.75
1988	Bren Lowery	17-121	7.11
1989	Bren Lowery	21-213	10.14
1990	Mike Hopson	34-240	7.05
1991	Mike Hopson	17-116	6.82
1992	Richie Harris	30-154	5.13
1993	Orlando Strozier	13-136	10.46
1994	Jermaine Lewis	9-73	8.11
1995	Jermaine Lewis	12-152	12.67
1996	Orlando Strozier	8-88	11.00
1997	Tony Jackson	12-43	3.58
1998	Guilian Gary	12-99	8.25
1999	Guilian Gary	35-312	8.91
2000	Guilian Gary	13-65	5.00


Bob Smith

Larry Marshall


Guilian Gary


Keeta Covington


Steve Trimble


Mike Lewis

Mike Hopson

Dean Richards

KICKOFF RETURNS

Kickoff Return Records

Kickoff Returns

Career–72, Keeta Covington, 1983-86
Season–34, Bren Lowery, 1988
Sr.–23, Chad Scott, 1996
Jr.–34, Bren Lowery, 1988
So.–25, Keeta Covington, 1984
Fr.–16, Andrew Carter, 1993

Kickoff Return Yards

Career–1,520, Keeta Covington, 1983-86
Season–702, Bren Lowery, 1988
Sr.–587, Larry Marshall, 1971
Jr.–702, Bren Lowery, 1988
So.–527, Raphael Wall, 1992
Fr.–331, Tommy Neal, 1983
Game–182, Allen Williams vs. Penn State, 1993

Yards Per Kickoff Return

Career (min. 20 returns)–26.24, Tom Brown, 1960-62
Season (min. 12 returns)–31.00, John Schultz, 1975
Sr.–31.00, John Schultz, 1975
Jr.–24.38, Darryl Hill, 1963
So.–24.21, Lewis Sanders, 1997
Fr.–22.07, Tommy Neal, 1983

Kickoff Returns for Touchdown

Career–2, Lewis Sanders, 1996-99; Richard Jennings, 1972-75; Tom Brown, 1960-62; Dennis Condie, 1959-61
Season–2, Richard Jennings, 1975; Dennis Condie, 1960

Longest Kickoff Return for TD

100, Kenny Ambrusko vs. Navy, 1964; Dick Novak/ Dennis Condie vs. Virginia, 1960 *(Novak returned to the 9-yard line, then lateraled to Condie who returned 91 yds. for TD)*

Longest Non-Scoring Kickoff Ret.

97, Sammy Johnson vs. Vanderbilt, 1980

Kickoff Returns – Career

1.	Keeta Covington, 1983-86	72
2.	Larry Marshall, 1969-71	65
3.	Bren Lowery, 1986-89	51
4.	Chad Scott, 1995-96	49
5.	Louis Carter, 1972-74	45
6.	Lewis Sanders, 1996-99	39
7.	Doug Lawrence, 1989-92	36
8.	Ricky Johnson, 1988-89	35
9.	Jermaine Stewart, 1993-94	33
10.	Jermaine Lewis, 1992-95	32
	Alvin Thomas, 1968-70	32
	Kenny Dutton, 1967-69	32
13.	Allen Williams, 1968-70	30
14.	Mike Anderson, 1986-89	28
	Tim Quander, 1981-82	28
16.	John King, 1968-69	27
17.	Mark Mason, 1990-93	25
18.	Raphael Wall, 1991-94	24
	Mike Lewis, 1979-82	24
20.	Richard Jennings, 1972-73	23

Kickoff Returns – Season

1.	Bren Lowery (Jr.), 1988	34
2.	Allen Williams (Jr.), 1993	30
3.	Chad Scott (Jr.), 1995	26
4.	Keeta Covington (So.), 1984	25
5.	Raphael Wall (So.), 1992	24
	Keeta Covington (Jr.), 1985	24
	Kenny Dutton (So.), 1967	24
8.	Chad Scott (Sr.), 1996	23
	Doug Lawrence (So.), 1990	23
	Keeta Covington (Sr.), 1986	23
	Tim Quander (Sr.), 1982	23
12.	Jermaine Stewart (So.), 1994	22
	Larry Marshall (Sr.), 1971	22
	Larry Marshall (So.), 1969	22
15.	Larry Marshall (Jr.), 1970	21
16.	Louis Carter (So.), 1972	20
17.	Lewis Sanders (So.), 1997	19
18.	Lewis Sanders (Jr.), 1999	18
	Ricky Johnson (Sr.), 1989	18
20.	Ricky Johnson (Jr.), 1988	17
	John King (Jr.), 1968	17

Kickoff Return Yards – Career

1.	Keeta Covington, 1983-86	1,520
2.	Larry Marshall, 1969-71	1,507
3.	Bren Lowery, 1986-89	1,091
4.	Chad Scott, 1995-96	1,083
5.	Louis Carter, 1972-74	1,023
6.	Lewis Sanders, 1996-99	956
7.	Doug Lawrence, 1989-92	714
	Tim Quander, 1981-82	714
9.	Ricky Johnson, 1988-89	672
10.	Jermaine Lewis, 1992-95	667
11.	Alvin Thomas, 1968-70	655
12.	John King, 1968-69	649
13.	Kenny Dutton, 1967-69	634
14.	Allen Williams, 1993-94	621
15.	Richard Jennings, 1972-75	569
16.	Jermaine Stewart, 1993-94	566
17.	Tom Brown, 1960-62	551
18.	Raphael Wall, 1991-94	527
19.	Bob Shemonski, 1949-51	521
20.	Mark Mason, 1990-93	500



Keeta Covington holds the career records for most kickoff returns and kickoff return yards.

Kickoff Return Yards – Season

1.	Bren Lowery (Jr.), 1988	702
2.	Allen Williams (Jr.), 1993	621
3.	Larry Marshall (Sr.), 1971	587
4.	Keeta Covington (Jr.), 1985	556
5.	Chad Scott (Jr.), 1995	549
6.	Chad Scott (Sr.), 1996	534
7.	Tim Quander (Sr.), 1982	530
8.	Raphael Wall (So.), 1992	527
9.	Keeta Covington (Sr.), 1986	485
10.	Lewis Sanders (Jr.), 1999	482
11.	Keeta Covington (So.), 1984	479
12.	Larry Marshall (Jr.), 1970	469
13.	Doug Lawrence (So.), 1990	461
14.	Lewis Sanders (So.), 1997	460
15.	Kenny Dutton (So.), 1967	454
16.	Larry Marshall (So.), 1969	451
17.	Louis Carter (So.), 1972	425
18.	Jermaine Stewart (So.), 1994	410
19.	John Schultz (Sr.), 1975	403
20.	Ricky Johnson (Jr.), 1988	388

Yards Per Kickoff Ret. – Career

Minimum 20 Returns

1.	Tom Brown, 1960-62	26.24
2.	Tim Quander, 1981-82	25.50
3.	Bob Shemonski, 1949-51	24.81
4.	Richard Jennings, 1972-75	24.74
5.	Lewis Sanders, 1996-99	24.51
6.	John King, 1968-69	24.04
7.	Larry Marshall, 1969-71	23.18
8.	Louis Carter, 1972-74	22.73
9.	Chad Scott, 1995-96	22.10
10.	Raphael Wall, 1991-94	21.96
11.	Bren Lowery, 1986-89	21.39
12.	Keeta Covington, 1983-86	21.11
13.	Jermaine Lewis, 1992-95	20.84
14.	Allen Williams, 1993-94	20.70
15.	Alvin Thomas, 1968-70	20.47
16.	Mark Mason, 1990-93	20.00
17.	Doug Lawrence, 1989-92	19.83
18.	Kenny Dutton, 1967-69	19.81
19.	Ricky Johnson, 1988-89	19.20
20.	Ted Kershner, 1956-58	18.09

Bren Lowery holds the record for most kickoff returns and yards in a season.

Yards Per Kickoff Ret. – Season

Minimum 12 Returns

1. John Schultz (Sr.), 1975 ..... 31.00
2. Lewis Sanders (Jr.), 1999 ..... 26.78
3. Larry Marshall (Sr.), 1971 ..... 26.68
4. Darryl Hill (Jr.), 1963 ..... 24.38
5. Lewis Sanders (So.), 1997 ..... 24.21
6. Bren Lowery (Sr.), 1989 ..... 23.86
7. Chad Scott (Sr.), 1996 ..... 23.22
8. Keeta Covington (Jr.), 1985 ..... 23.17
9. Tim Quander (Sr.), 1982 ..... 23.04
10. Ricky Johnson (Jr.), 1988 ..... 22.82
11. Mukala Sikyala (Sr.), 2000 ..... 22.75
12. John King (Jr.), 1968 ..... 22.47
13. Larry Marshall (Jr.), 1970 ..... 22.33
14. Louis Carter (Jr.), 1973 ..... 22.29
15. Tommy Neal (Fr.), 1983 ..... 22.07
16. Raphael Wall (So.), 1992 ..... 21.96
17. Alvin Thomas (So.), 1968 ..... 21.46
18. Louis Carter (So.), 1972 ..... 21.25
19. Mike Beasley (Fr.), 1987 ..... 21.14
20. Chad Scott (Jr.), 1995 ..... 21.12

Kickoff Ret. for Touchdown – Career

1. Lewis Sanders, 1996-99 2
   Richard Jennings, 1972-75 2
   Tom Brown, 1960-62 2
   Dennis Condie, 1959-61 2

Kickoff Ret. for Touchdown – Season

1. Richard Jennings (Sr.), 1975 2
   Dennis Condie (Jr.), 1960 2
3. 14 players 1
   (last time: Lewis Sanders, 98 yards vs. Western Carolina, 1999)



John Schultz holds the record for kickoff return average in a season, set in 1975.

Annual Leaders

Year	Player	No.-Yds	Avg.
1947	Lu Gambino	7-174	24.85
1948	John Baroni	5-147	29.40
1949	Vernon Seibert	8-182	22.75
1950	Bob Shemonski	10-259	25.90
1951	Bob Shemonski	6-126	21.00
1952	Dick Nolan	6-180	30.00
1953	Chet Hanulak	6-131	23.50
1954	Ronnie Waller	4-121	30.25
1955	Ed Vereb	5-114	22.80
1956	Ted Kershner	9-161	17.88
1957	Ted Kershner	8-161	20.12
1958	Bob Gallagher	5-113	22.60
1959	Dwayne Fletcher	8-155	19.37
1960	Dennis Condie	10-352	35.20
1961	Dennis Condie	9-120	13.33
1962	Tom Brown	11-284	25.81
1963	Darryl Hill	13-317	24.38
1964	Kenny Ambrusko	9-280	31.11
1965	Bobby Collins	10-270	27.00
1966	Billy Van Heusen	8-173	21.62
1967	Kenny Dutton	24-454	18.91
1968	Kenny Dutton	8-180	22.50
1969	John King	10-267	26.70
1970	Larry Marshall	21-469	22.33
1971	Larry Marshall	22-587	26.68
1972	Jamie Franklin	11-239	21.72
1973	Louis Carter	14-312	22.29
1974	Louis Carter	11-286	26.00
1975	Richard Jennings	8-297	37.12
1976	Kenny Roy	12-252	21.00
1977	Steve Atkins	8-140	17.50
1978	Steve Atkins	8-228	28.50
1979	Mike Lewis	10-134	13.40
1980	Lloyd Burruss	10-161	16.10
1981	Mike Lewis	14-290	20.71
1982	Tim Quander	23-530	23.04
1983	Tommy Neal	15-331	22.07
1984	Keeta Covington	25-479	19.16
1985	Keeta Covington	24-556	23.17
1986	Keeta Covington	23-485	21.09
1987	Mike Beasley	14-296	21.14
1988	Ricky Johnson	17-388	22.82
1989	Bren Lowery	14-334	23.86
1990	Mark Mason	11-254	23.09
1991	Doug Lawrence	12-245	20.41
1992	Jermaine Lewis	10-268	26.80
1993	Allen Williams	30-621	20.70
1994	Jermaine Lewis	10-216	21.60
1995	Chad Scott	26-549	21.12
1996	Chad Scott	23-534	23.22
1997	Lewis Sanders	19-460	24.21
1998	Jermaine Arrington	8-189	23.62
1999	Lewis Sanders	18-482	26.78
2000	Mukala Sikyala	16-364	22.75



Keeta Covington

Larry Marshall

Bren Lowery



Chad Scott



Louis Carter

Lewis Sanders

Doug Lawrence

Ricky Johnson

ALL-PURPOSE RUNNING

All-Purpose Running Records

All-Purpose Running Attempts

Career–888, LaMont Jordan, 1997-2000
Season–338, Charlie Wysocki, 1980
Sr.–297, Steve Atkins, 1978
Jr.–338, Charlie Wysocki, 1980
So.–258, Charlie Wysocki, 1979
Fr.–186, LaMont Jordan, 1997

All-Purpose Running Yards

Career–4,960, LaMont Jordan, 1997-2000
Season–1,840, LaMont Jordan, 1999
Sr.–1,562, Steve Atkins, 1978
Jr.–1,840, LaMont Jordan, 1999
So.–1,262, Charlie Wysocki, 1979
Fr.–920, LaMont Jordan, 1997

All-Purpose Yards Per Play

Career (min. 1,000 yds)–22.29, Lewis Sanders, 1996-99
Season (min. 600 yds)–21.00, Billy Van Heusen, 1966
Sr.–18.50, Barry Johnson, 1990
Jr.–21.00, Billy Van Heusen, 1966
So.–18.54, Azizuddin Abdur-Ra'oof, 1985
Fr.–15.37, Jermaine Lewis, 1992

All-Purpose Running Att. – Career

1. LaMont Jordan, 1997-2000 888
2. Charlie Wysocki, 1978-81 788
3. Louis Carter, 1972-74 655
4. Steve Atkins, 1975-78 652
5. Rick Badanjek, 1982-85 618
6. Bren Lowery, 1986-89 580
7. Alvin Blount, 1983-86 498
8. Willie Joyner, 1980-83 491
9. Billy Lovett, 1966-68 476
10. Art Seymore, 1970-72 467
11. Mark Mason, 1990-93 461
12. Buddy Rodgers, 1994-97 431
13. Alvin Maddox, 1975-78 364
14. Ed Modzelewski, 1949-51 362
15. Troy Jackson, 1988-91 359
16. Alvin Thomas, 1968-70 350
17. Ricky Johnson, 1988-89 330
18. Brian Underwood, 1994-97 329
19. Richard Jennings, 1972-75 319
20. Tommy Neal, 1983-86 298

All-Purpose Running Att. – Season

1. Charlie Wysocki (Jr.), 1980 338
2. Steve Atkins (Sr.), 1978 297
3. LaMont Jordan (Jr.), 1999 285
4. Charlie Wysocki (So.), 1979 258
5. Louis Carter (Sr.), 1974 255
6. Louis Carter (Jr.), 1973 244
7. Art Seymore (So.), 1970 237
8. LaMont Jordan (Sr.), 2000 234
9. Willie Joyner (Sr.), 1983 221
10. Billy Lovett (Sr.), 1968 220
11. Bren Lowery (So.), 1987 212
12. George Scott (So.), 1977 210
13. Troy Jackson (Jr.), 1990 200
14. Willie Joyner (Jr.), 1982 194
15. Rick Badanjek (Jr.), 1984 193
    Tom Hickey (So.), 1964 193
17. Alvin Blount (Jr.), 1985 189
18. LaMont Jordan (Fr.), 1997 186
19. Mark Mason (Sr.), 1993 185
20. LaMont Jordan (So.), 1998 183
    Buddy Rodgers (So.), 1995 183

All-Purpose Running Yards – Career

1. LaMont Jordan, 1997-2000 4,960
2. Jermaine Lewis, 1992-95 3,950
3. Louis Carter, 1972-74 3,704
4. Bren Lowery, 1986-89 3,665
5. Steve Atkins, 1975-78 3,535
6. Charlie Wysocki, 1978-81 3,519
7. Rick Badanjek, 1982-85 3,406
8. Alvin Blount, 1983-86 2,885
9. Mark Mason, 1990-93 2,738
10. Willie Joyner, 1980-83 2,671
11. Larry Marshall, 1969-71 2,573

LaMont Jordan holds both all-purpose attempts and all-purpose yards records.

12. Geroy Simon, 1993-96 2,490
13. Tom Brown, 1960-62 2,385
14. Bob Shemonski, 1949-51 2,336
15. Chet Hanulak, 1951-53 2,296
16. Ed Modzelewski, 1949-51 2,194
17. Ricky Johnson, 1988-89 2,160
    Keeta Covington, 1983-86 2,160
    Billy Lovett, 1966-68 2,160
20. Richard Jennings, 1972-75 2,139

All-Purpose Running Yards – Season

1. LaMont Jordan (Jr.), 1999 1,840
2. Steve Atkins (Sr.), 1978 1,562
3. Louis Carter (Sr.), 1974 1,498
4. Bob Shemonski (Jr.), 1950 1,427
5. Charlie Wysocki (Jr.), 1980 1,383
6. Bren Lowery (Jr.), 1988 1,315
7. Charlie Wysocki (So.), 1979 1,262
8. Art Seymore (So.), 1970 1,254
9. Tom Brown (Sr.), 1962 1,242
10. Marcus Badgett (Sr.), 1992 1,240
11. Lu Gambino (Sr.), 1947 1,219
12. Louis Carter (Jr.), 1973 1,212
13. LaMont Jordan (Sr.), 2000 1,207
14. Ricky Johnson (Jr.), 1988 1,201
15. Chet Hanulak (Sr.), 1953 1,178
16. Jermaine Lewis (Sr.), 1995 1,174
17. Rick Badanjek (So.), 1983 1,154
    Willie Joyner (Jr.), 1982 1,154
19. Willie Joyner (Sr.), 1983 1,150
20. George Scott (So.), 1977 1,147

All-Purpose Yards Per Play – Career

Minimum 1,000 Yards

1. Lewis Sanders, 1996-99 ..... 22.29
2. Chad Scott, 1995-96 ..... 19.25
3. Jermaine Arrington, 1998-99 ..... 18.17
4. Marcus Badgett, 1989-92 ..... 17.58
5. Greg Hill, 1981-84 ..... 17.15
6. James Milling, 1984-87 ..... 16.82
7. Azizuddin Abdur-Ra'oof, 1984-87 ..... 16.72
8. Russell Davis, 1979-83 ..... 16.48
9. Barry Johnson, 1987-90 ..... 16.24
10. Vince Kinney, 1974-77 ..... 16.16

All-Purpose Yards Per Play – Season

Minimum 600 Yards

1. Billy Van Heusen (Jr.), 1966 ..... 21.00
2. Greg Hill (Jr.), 1983 ..... 19.97
3. Jermaine Arrington (Jr.), 1998 ..... 18.62
4. Tom Brown (Jr.), 1961 ..... 18.56
5. Azizuddin Abdur-Ra'oof (So.), 1985 ..... 18.54
6. Barry Johnson (Sr.), 1990 ..... 18.50
7. James Milling (Jr.), 1986 ..... 17.92
8. Russell Davis (So.), 1981 ..... 17.79
9. Lloyd Colteryahn (Sr.), 1952 ..... 17.65
10. Jermaine Lewis (So.), 1993 ..... 17.43
11. Larry Marshall (Sr.), 1971 ..... 17.35
12. Keeta Covington (Jr.), 1985 ..... 16.37
13. Marcus Badgett (Sr.), 1992 ..... 16.32
14. Barry Johnson (Jr.), 1989 ..... 16.02
15. Greg Hill (Sr.), 1984 ..... 15.47
16. Azizuddin Abdur-Ra'oof (Sr.), 1987 ..... 15.45
17. Jermaine Lewis (Fr.), 1992 ..... 15.37
18. Jermaine Lewis (Jr.), 1994 ..... 15.34
19. Keeta Covington (Sr.), 1986 ..... 15.21
20. Keeta Covington (So.), 1984 ..... 14.48